

GAINSBOROUGH COURSE MAP



HOLE 1

- 340yds
- 340yds
- 316yds
- 306yds
- 213yds

GREEN DETAIL

262

262

238

228

139

187

OUT OF BOUNDS

All yards are
to CENTRE of Green

PRO'S TIP

Drive left of centre of fairway.
Take enough club to uphill green.



HOLE 2

- 559yds
- 532yds
- 485yds
- 411yds
- 254yds



NEXT
TEE

99
108

171

259

232

175

111

243

299

+34

PRO'S TIP

Long hitters, keep to right side of fairway. Beware of hidden ditch and two tier green.

HOLE 3

- 111yds
- 111yds
- 106yds
- 106yds
- 82yds

GREEN DETAIL

OUT OF BOUNDS

NEXT
TEE

OUT OF
BOUNDS

97

97

94

94

PRO'S TIP

Club selection
all important.
Watchout for hidden
bunker at front of green.

HOLE 4

- 497yds
- 456yds
- 445yds
- 435yds
- 317yds

OUT OF BOUNDS

NEXT
TEE

GREEN
DETAIL

OUT OF BOUNDS

81

97

130

210

271

209

167

156

146

PRO'S TIP


Keep left of magnetic bunker on right from tee. When playing to green, use slope on right to take ball to flag.



HOLE 5

- 543yds
- 514yds
- 496yds
- 441yds
- 317yds

GREEN DETAIL



OUT OF BOUNDS

NEXT TEE




PRO'S TIP

Tee shot must be kept well left of fairway. Beware of three hidden fairway bunkers on right.

HOLE 6

- 423yds
- 423yds
- 381yds
- 335yds
- 244yds

GREEN DETAIL



NEXT
TEE




PRO'S TIP

Keep tee shot to left side of fairway. When playing to green, take enough club as green is very long.

HOLE 7

- 172yds
- 139yds
- 136yds
- 113yds
- 80yds

GREEN DETAIL



151
120
117
92

PRO'S TIP

Avoid missing right -
steep slope.

HOLE 8

- 365yds
- 365yds
- 314yds
- 298yds
- 215yds

GREEN DETAIL

NEXT TEE

OUT OF BOUNDS

OUT OF BOUNDS

PRO'S TIP

From back tee lay up
short of bunker and
mid-iron into green, from
front tee aim between
bunker and trees.

HOLE 9

- 412yds
- 194yds
- 191yds
- 139yds
- 139yds



HOLE 10

- 416yds
- 416yds
- 359yds
- 329yds
- 229yds

GREEN DETAIL

21

12

230

230

171

141

185

231

77

NEXT
TEE

PRO'S TIP

Aim tee shot
at left half
of fairway.

When playing
to green do
not allow water
to affect your
club choice. Trust
the yardage.

HOLE 11

- 200yds
- 188yds
- 157yds
- 128yds
- 80yds

GREEN DETAIL

186
172
144
113

NEXT
TEE

All yards
are to
CENTRE
of Green

PRO'S TIP

Very intimidating
tee shot but landing
area opens out.



HOLE 12

- 397yds
- 289yds
- 271yds
- 260yds
- 236yds

↖
NEXT
TEE

GREEN DETAIL

+7 TO CARRY

88

121

311

203

186

176

+115

PRO'S TIP

Gentle Par four, but
be aware of fairway bunker.

HOLE 13

- 478yds
- 411yds
- 391yds
- 380yds
- 291yds

NEXT
TEE

GREEN DETAIL

290

223

203

192

+9 TO CARRY

175

244

31

32

+163

PRO'S TIP

Aim tee shot at right half of fairway. Avoid missing green left - severe slope.

HOLE 14

- 565yds
- 510yds
- 484yds
- 471yds
- 412yds

GREEN DETAIL

OUT OF BOUNDS

OUT OF BOUNDS

NEXT
TEE

127 115
157

260 +16 TO CARRY

288

233

207

194


+53

PRO'S TIP

Simple Par five if you
avoid fairway cross bunkers.

HOLE 15

- 349yds
- 349yds
- 331yds
- 317yds
- 239yds



PRO'S TIP

Aim tee shot left half of fairway. Club selection all important when playing to large green.

HOLE 16

- 648yds
- 551yds
- 522yds
- 426yds
- 402yds

NEXT
TEE

GREEN
DETAIL

57

125

211

277

31

12

PRO'S TIP

Keep drive to right side of fairway. Take enough club when playing to green as it appears closer.

+96

HOLE 17

- 433yds
- 343yds
- 296yds
- 276yds
- 201yds

OUT OF BOUNDS

NEXT
TEE

+9 TO CARRY

354

264

217

197

64

115

170

GREEN DETAIL

OUT OF
BOUNDS

PRO'S TIP

More room to right than appears from tee. When playing to green avoid missing left - severe slope.

HOLE 18

● 190yds ● 190yds
● 157yds ● 151yds

GREEN DETAIL

23

11

176

176

142

136

PRO'S TIP

Tough finishing hole. Difficult to save Par from behind green.