


CONSTABLE COURSE MAP





HOLE
2

● 337yds ● 321yds
● 310yds ● 200yds

↖
NEXT
TEE

GREEN DETAIL

+10 TO
CARRY

216

209


196

106

171


PRO'S TIP

Straight tee shot required. At all cost avoid left hand green side bunker.



HOLE 3

- 400yds
- 378yds
- 365yds
- 210yds




PRO'S TIP

Keep tee shot to left side of fairway. When laying up be aware of down hill slope to pond.

HOLE 4

● 513yds ● 499yds
● 462yds ● 359yds





GREEN DETAIL

- 183yds
- 165yds
- 154yds
- 93yds

HOLE
5



PRO'S TIP

Difficult Par three.
Take enough club, plays
longer than its yardage.

HOLE 6

● 360yds ● 344yds
● 336yds ● 219yds

GREEN DETAIL

170

154

146

+9 TO CARRY

PRO'S TIP

Keep tee shot as far left as you dare. When playing to green aim left to avoid large right-hand bunker.



HOLE 7

● 512yds ● 471yds
● 431yds ● 375yds



PRO'S TIP

Long straight uphill
Par five. Use mounds on
right when playing to green.

HOLE 8

- 139yds
- 125yds
- 115yds
- 110yds

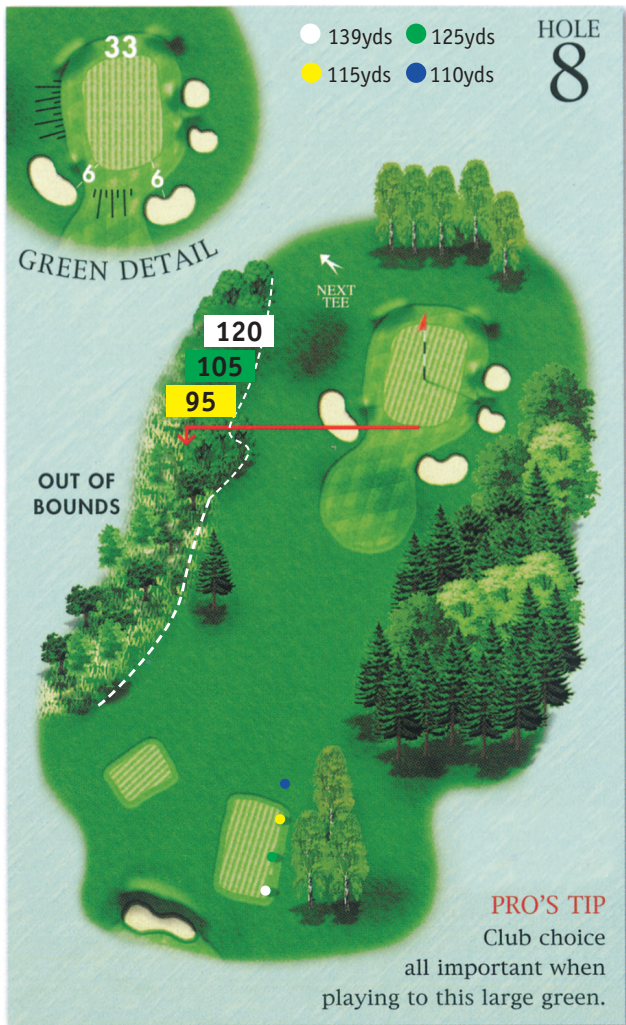
GREEN DETAIL

OUT OF
BOUNDS

NEXT
TEE

PRO'S TIP

Club choice
all important when
playing to this large green.



HOLE 9

- 404yds
- 377yds
- 356yds
- 271yds

GREEN DETAIL

OUT OF BOUNDS

NEXT TEE




PRO'S TIP

Tee shot requires accuracy not distance.
When playing to green keep left.

HOLE 10

● 439yds ● 404yds
● 401yds ● 283yds



HOLE 11

● 546yds ● 498yds
● 464yds ● 404yds

↑
NEXT
TEE

GREEN DETAIL

+19 TO
CARRY

258

210

176

PRO'S TIP

Keep to right side of
fairway as fairway
bunker gathers ball.
All downhill to green.
Avoid over clubbing.





HOLE 13

● 132yds ● 122yds
● 108yds ● 67yds

15

26

GREEN DETAIL

➔
NEXT
TEE

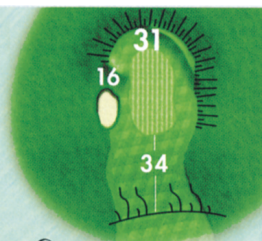
16

PRO'S TIP

Long Par three, aim left side of green to avoid slope.

HOLE 14

● 443yds ● 393yds
● 367yds ● 234yds



GREEN DETAIL

←
NEXT
TEE

93

163

202

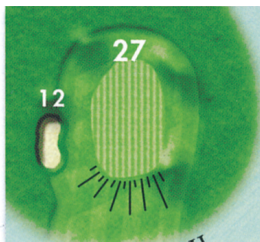
152

126

243

PRO'S TIP

Keep drive as far left as you dare,
Beware of trees on corner of dog-leg.
Take sufficient club as dead ground
in front of green.



GREEN DETAIL

- 499yds ● 479yds
● 460yds ● 370yds

HOLE 15



PRO'S TIP

Beware of hidden ditch
and pond at bottom of hill.
Take sufficient club to green
as it is very uphill.

HOLE
16
PAR 4

● 285yds ● 268yds
● 251yds ● 219yds

GREEN DETAIL

↑
NEXT
TEE

112

121

182

163

148

PRO'S TIP

Beware of hidden ditch
and pond at bottom of hill.
Take sufficient club to two tier green.

HOLE 17

● 343yds ● 325yds
● 316yds ● 245yds

←
NEXT
TEE

GREEN DETAIL

269

239

235

80

100

124

222

192

188

180

PRO'S TIP

Keep tee shot right of fairway. Avoid missing left when playing to green.

